


## Supplemental Addendum

File No. 0053066

Borrower					
Property Address 10406 Wellington Chase Ln					
City Knoxville		County Knox		State TN	Zip Code 37932
Lender/Client					

**Measurement of 10406 Wellington Chase Lane**

<b>Sq Ft Main</b>	<b>1994 sf.</b>
<b>Sq Ft 2nd</b>	<b>1640 sf</b>
<b>Total</b>	<b>3634 sf</b>

Signature 

Name Charles Skalet

Date Signed 08/16/2021

State Certification # CR-2399 State TN

Or State License # \_\_\_\_\_ State \_\_\_\_\_

Signature \_\_\_\_\_

Name \_\_\_\_\_

Date Signed \_\_\_\_\_

State Certification # \_\_\_\_\_ State \_\_\_\_\_

Or State License # \_\_\_\_\_ State \_\_\_\_\_

## Subject Photo Page

Borrower				
Property Address 10406 Wellington Chase Ln				
City	Knoxville	County	Knox	State TN Zip Code 37932
Lender/Client				



### Subject Front

- Sales Price
- Gross Living Area
- Total Rooms
- Total Bedrooms
- Total Bathrooms
- Location
- View
- Site
- Quality
- Age



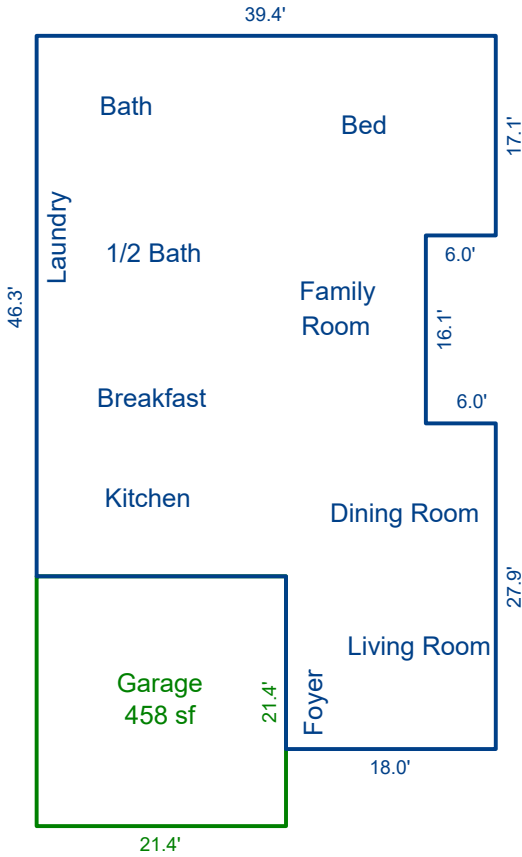
### Subject Front



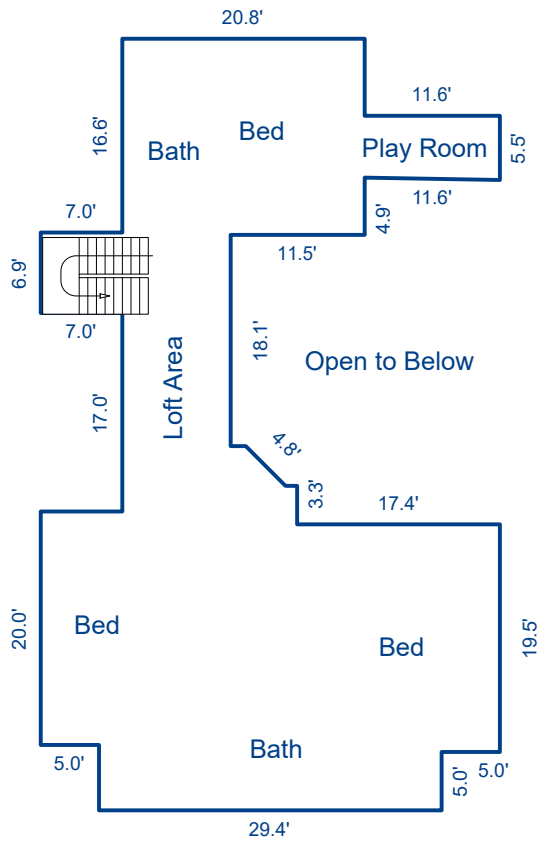
### Subject Street

### Building Sketch

Borrower				
Property Address 10406 Wellington Chase Ln				
City	Knoxville	County	Knox	State TN Zip Code 37932
Lender/Client				



First Floor  
1994 sf



Second Floor  
1640 sf

Sketch by Apex Sketch

AREA CALCULATIONS SUMMARY						AREA CALCULATIONS BREAKDOWN				
Code	Description	Factor	Net Size	Perimeter	Net Totals	Name	Base x	Height x	Width =	Area
GLA1	First Floor	1.0	1994.0	213.0	1994.0	First Floor	39.4 x	17.1 =	673.7	
GLA2	Second Floor	1.0	1640.0	269.4	1640.0		33.4 x	29.2 =	975.3	
GAR	Garage	1.0	458.0	85.6	458.0		14.8 x	12.0 =	177.6	
							27.9 x	6.0 =	167.4	
							11.6 x	5.3 =	61.5	
							0.5 x	11.6 x	0.2 =	1.2
							7.0 x	6.9 =	48.3	
							29.4 x	24.5 =	720.3	
							19.5 x	5.0 =	97.5	
							18.9 x	5.0 =	94.5	
							22.0 x	1.1 =	24.2	
							14.0 x	2.2 =	30.8	
							0.5 x	4.8 x	2.4 =	5.8
							38.3 x	9.3 =	356.2	
							3.4 x	1.3 =	4.4	
							16.8 x	11.5 =	193.2	
	Net LIVABLE	cnt	2 (rounded)		3,634		1 addl items			
						17 total items		(rounded)		3,634